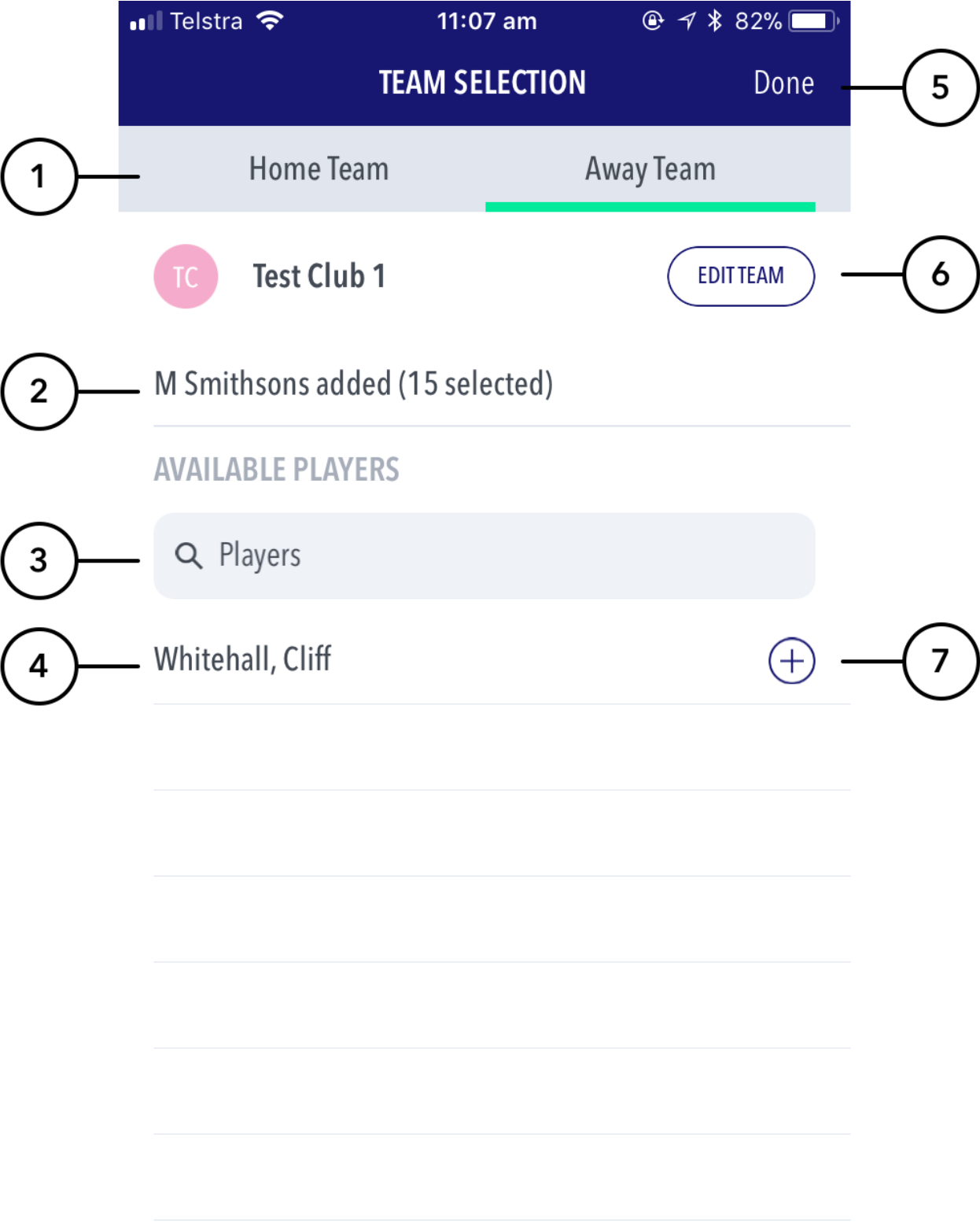


# Match Day Team Selection (Mobile)

Upon entering a match, you'll be presented with the Team Selection page, where you can select the team for either side before starting to score the match.



## Highlighted Features

- (1) Swipe between the home and away team to select the team for each.
- (2) Displays the number of players that have already been selected.
- (3) Search bar to help search for the player you are looking to select.
- (4) The team list will automatically appear based on the squad list that has been pre-selected via RugbyLink.
- (5) Will direct to the scoring page.
- (6) Directs to the Edit Team page (see below).
- (7) To select a player for the team.

## Edit Team

Telstra

11:07 am

82%

EDIT TEAM

Done

TC


Test Club 1

LINEUP

1

LHP

1




N Blacksmiths

...

≡

H

2



L Bladerunner


...

≡

3

THP

3




E Bottlebrush

...

≡

LL

4




J Bouitufret

...

≡

RL

5



C Brunt


...

≡

4

LF

6




A Butterfield

...

≡

RF

7



R Cyclist

...

≡

### Highlighted Features

- (1) Shirt / position value of the player.
- (2) Directs back to the Team Selection page.
- (3) Allows for changing the order / position of a player.
- (4) Brings up player setting options - select as captain, remove player, edit shirt number.



#### Note

Tapping on a players name displays their profile image (if set in RugbyLink) along with their full name.