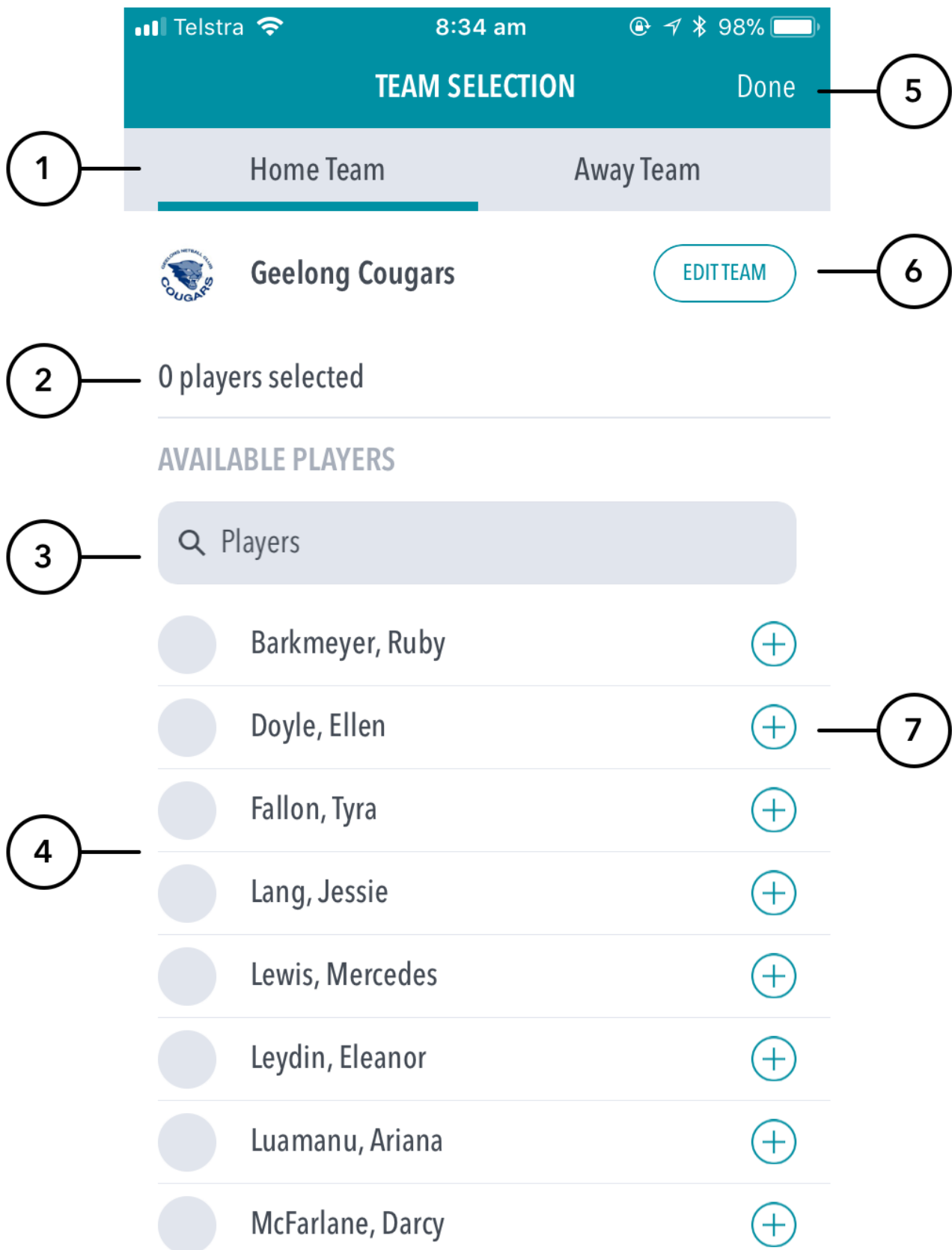


Team Selection (Mobile)

Upon entering a match, you'll be presented with the Team Selection page, where you can select the team for either side before starting to score the match.



Highlighted Features

(1) Swipe between the home and away team to select the team for each.

- (2) Displays the number of players that have already been selected.
- (3) Search bar to help search for the player you are looking to select.
- (4) The team list will automatically appear based on the squad list that has been pre-selected via ResultsVault.
- (5) Will direct to the scoring page.
- (6) Directs to the Edit Team page (see below).
- (7) To select a player for the team.

Edit Team


Telstra

8:35 am

98%

EDIT TEAM

Done




Geelong Cougars

LINEUP

1

GK




R Barkmeyer

...

≡

GD




E Doyle

...

≡

WD




T Fallon

...

≡

C



J Lang

...

≡

WA

GA

GS

3

4

Highlighted Features

- (1) Shirt / position value of the player.
- (2) Directs back to the Team Selection page.

(3) Allows for changing the order / position of a player.

(4) Brings up options to remove the player or to set as captain.



Note

Tapping on a players name displays their profile image (if set in ResultsVault) along with their full name.