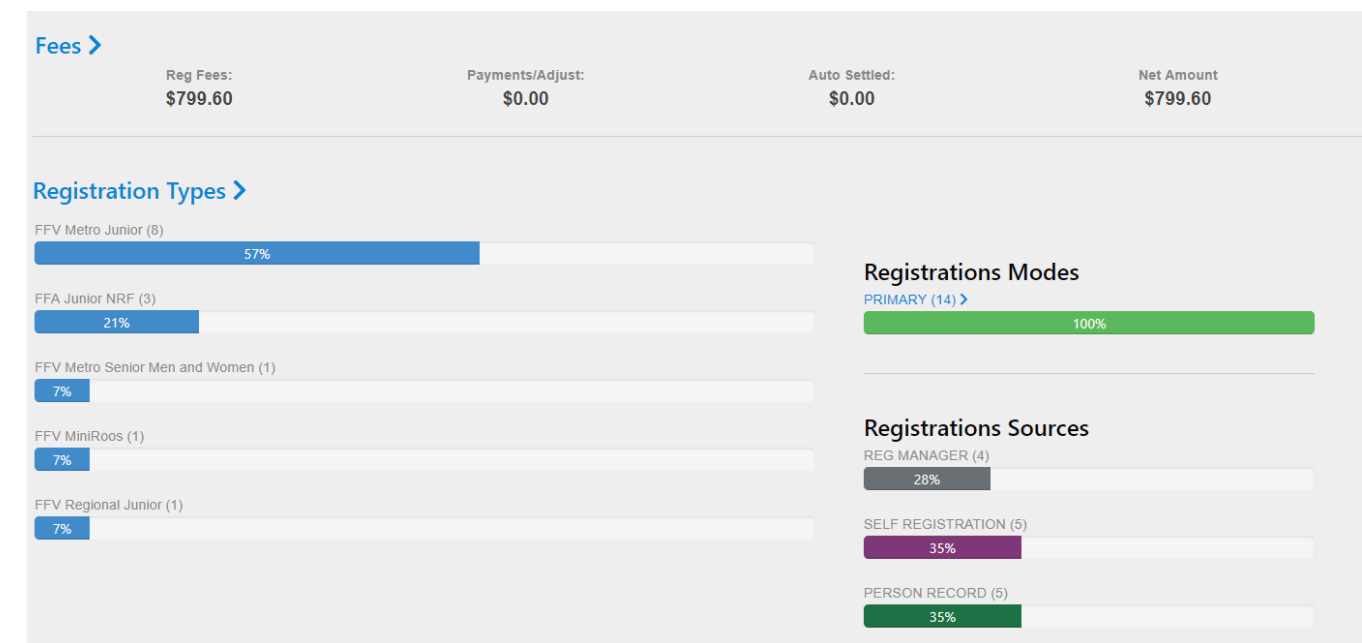


# Membership Dashboard and Reports

## Dashboard

The dashboard provides an overview or of online transactions within the specified date range.

The summary graphic shows the number of total registrations, a split between online and offline payments and a break down of registrations based on the product purchased



## Reports

### Payment Gateway Report

The payment gateway report provides a detailed view of all transactions that have been processed through the selected payment gateways

Payment Gateway Report

Payment Gateway

All Gateways

Transaction Status

☒ Successful ☐ Failed

Date Range

From

To

Internal or External reference

Affiliates

☒ Include transactions for affiliated orgs

Transaction Type

☒ Payment ☒ Refund ☐ Disbursements

Generate Report




















### Online Form Submissions

Also known as the Registration Transaction Report, this page displays a list of all transactions (including offline payments) that have been submitted through the selected form during the specified date range

## Registration Transaction Report ?

[Home](#) [Reports](#) [Configuration](#) [Approve Members](#)

Registration Form ▼ All Forms ▼ Date Range:  From  To

Drag a column to this area to group by it.								Search*: <input type="text"/>	
ID	NAME	INVOICE ID	INVOICE DATE	AMOUNT	TAX	PAYMENT STATUS	PAYMENT METHOD	ONLINE PAYMENT REFERENCE	ACTIONS
			13 Sep 18 2:18PM	\$117.60	\$10.69	Not Paid	None		<a href="#">Actions</a>
			11 Sep 18 11:02AM	\$175.00	\$15.91	Paid	Online - Credit Card		<a href="#">Actions</a>
			18 Sep 18 2:50PM	\$225.00	\$20.45	Not Paid	None		<a href="#">Actions</a>
			11 Sep 18 12:15PM	\$225.00	\$20.45	Not Paid	None		<a href="#">Actions</a>
			11 Sep 18 1:53PM	\$225.00	\$20.45	Not Paid	None		<a href="#">Actions</a>
			12 Sep 18 2:07PM	\$225.00	\$20.45	Not Paid	None		<a href="#">Actions</a>

## Daily Transaction Report

The Daily transaction report provides a summary view of the total takings per day from the selected form within the selected date range

## Daily Transaction Report ?

[Home](#) [Reports](#) [Configuration](#) [Approve Members](#)

Registration Form ▼ All Forms ▼ Date Range:  From  To

Drag a column to this area to group by it.			Search*: <input type="text"/>
SALES DAY	SALES TOTAL	TAX TOTAL	
18 September 2018	\$225.00	\$20.45	
13 September 2018	\$117.60	\$10.69	
12 September 2018	\$225.00	\$20.45	
11 September 2018	\$742.60	\$67.51	

## Registration Product Report

This reports breaks down the transaction information further providing details of each product purchased via the selected form within the specified date range

Registration Type/Product Report ?

Home Reports Configuration Approve Members

Registration Form

All Forms

Date Range:

From

To

Go

Drag a column to this area to group by it. Search:

ID	NAME	ORG	INVOICE I	PURCHASE D	ITEM DESCRIPTION	AMOUN	VALID FRO	VALID TI	PAYMEN STATUS	SHIPPEI	TEAM/INFO	ACTION
		Aberfeldie Netball Club	1526496	8 Oct 18 11:1...	Sunday - Set - Skills/Competi...	\$120.00	8 Oct 18		Paid			Actions
		Karratha Netball Associa...	1526492	1 Oct 18 1:28...	Social Mixed Competition 20...	\$0.00	1 Oct 18		Paid		Bibs N Balls	Actions
		Fremantle Netball Associ...	1526485	1 Oct 18 12:1...	Spring Competition- Junior R...	\$35.00	1 Oct 18		Paid		Tigers (team)	Actions
		Aberfeldie Netball Club	1526494	8 Oct 18 10:2...	Sunday - Net - Activity/Skills	\$60.00	8 Oct 18		Not Paid			Actions
		Perth Netball Association	1526490	1 Oct 18 12:5...	Tuesday - Set - Skills/Compe...	\$22.00	1 Oct 18		Paid			Actions