

Ladder Display Scheme

Ladder Display schemes are a collection of settings that control various display properties of ladders as they appear on public web sites.






Schemes are defined by the organisation managing the competition, and can be reused across any number of grades and seasons. In this way, 'standard' schemes can be defined that simplify the creation of ladders.

Add Ladders Display Scheme

Ladder Display Scheme Management

 [Add New Ladder Display Scheme](#)

 [Back to Display Management](#)

NAME	NUM. LADDERS USING SCHEME	EDIT	DELETE
10 Team Draw	5		
16 Team Draw	1		
ERNA 12 team draw	11		
ERNA 14 team draw	2		
ERNA 20 team draw	1		
ERNA 6 team draw	71		
ERNA 8 team draw	243		

The default scheme (if any) is shown in bold

Merge Schemes

Merge (source)

into (target)

Select...



Select...



Go

1. Click **Add New Ladder Display Scheme** to add a new display scheme.
2. Ladder display schemes can be set up using one or more methods.
Simple method : Provides no control over the columns that display in the ladder, but is easier to set up.
Advanced method: Provides complete control over the columns that display in the ladder, and can support complex sorting rules.



Certain Sports will have only one method available whilst other Sports may have both.

3. Click **Update** to save changes.

Simple Mode

Advanced Mode

*Denotes a mandatory field.

Display Scheme Name *

New Display Scheme

Number of finals teams

4

Show Team Logos

☐

Default display scheme

☐

Show Ladder summary fields

☒

Number of decimal places - Points

AUTO

Points ratio display

Do not display

Percentage calculation method

None

Save

Display Scheme Name	This name is used within the Ladder Configuration screen when selecting a Ladder Display scheme to apply.
Number of finals teams	The number of finals teams that apply to ladders using this scheme. For example, entering 4 will mean the top 4 teams are shown with different formatting within the ladder to distinguish the fact that they are current in finals positions.
Show Team Logos	If checked, a small version of the team logo (if it has previously been uploaded) will be displayed next to the team name.
Default display scheme	If checked, the current scheme becomes the default, which means it is selected when creating new ladder configurations.
Number of decimal places - Points	This sets 0-4 decimals in all display of points. AUTO means that the system will allocate the maximum number of decimals found in the points totals for the ladder to all points.
Points ratio display	Determines whether to display the points ratio column in the ladder (this is the current ladder points divided by the number of matches played). Do not display - points ratio column is not displayed. Display, sort by points ratio then percentage - points ratio column is displayed, teams are displayed in order of points ratio, with percentage (if applicable) as a secondary sort. Display, sort by match points then percentage - points ratio column is displayed, teams are displayed in order of match (ladder) points, with percentage (if applicable) as a secondary sort.
Number of decimal places - Points ratio	This sets 0-4 decimals in all display of points ratios.
Percentage calculation method	Specifies the method used to calculate 'percentage' (or more accurately, a way of sorting teams that have the same ladder points as some methods are not strictly 'percentage').

Simple Mode

Advanced Mode

Settings

Display Scheme Name *

New Display Scheme

Number of finals teams

4

Show Team Logos

☐

Default display scheme

☐

Ladder Sort Order

1

Total Match Points

2

%

3

Goals For

4

<Optionally select another column>...

Ladder columns to display

Select...

Add Column

ORDER	NAME	HEADING	DESCRIPTION	DECIMAL PLACES	REMOVE
Rank					
Team Name					
1	Matches Played	P	Total Matches Played	0	
2	Matches Won	W	Total Matches Won	0	
3	Matches Lost	L	Total Matches Lost	0	
4	Matches Drawn	D	Total Matches Drawn	0	
5	Goals For	F	Goals For	0	
6	Goals Against	A	Goals Against	0	
7	Total Match Points	Pts	Total Match Points	0	
8	%	%	%: 100 x (Goals For div by Goals Against)	2	

Save

Display Scheme Name	This name is used within the Ladder Configuration screen when selecting a Ladder Display scheme to apply.
Number of finals teams	The number of finals teams that apply to ladders using this scheme. For example, entering 4 will mean the top 4 teams are shown with different formatting within the ladder to distinguish the fact that they are current in finals positions.
Show Team Logos	If checked, a small version of the team logo (if it has previously been uploaded) will be displayed next to the team name.
Default display scheme	If checked, the current scheme becomes the default, which means it is selected when creating new ladder configurations.
Ladder Sort Order	
Ladder columns to display	
Order	
Name	
Heading	
Description	
Decimal Places	

Deleting Ladder Display Schemes

- Click the **Delete** link of the Ladder Display Scheme you wish to delete.
- Ladder Display Schemes that are used in one or more ladders cannot be deleted. In this case, the schemes must first be removed from all ladders that are using it.

Merging Ladder Display Schemes

This option is only available when there are two or more schemes that are used by one or more ladders.

Any Ladder Display Schemes that are used by one or more ladders may be merged. This means that any ladders that used the 'source' scheme are updated to use the 'target' scheme, and the 'source' scheme is then deleted. This can be used when two schemes are essentially the same.



Use this function with care, as all ladders that used the 'source' scheme will immediately change to reflect the 'target' scheme.

Merge Schemes

Merge (source) into (target)

Select... ▼	Select... ▼	Go
-------------	-------------	----

- Select the Merge (source) scheme from the left hand dropdown list.
- Select the (target) scheme from the right hand dropdown list.
- Click the **Go** button.
- The schemes are immediately merged.



When do ladder configuration changes take effect?

If a change is made to anything that affects a ladder's points or percentage, the changes will only take effect from the next time the ladder is calculated whether this is overnight, or by doing a recalculation via the Ladder Maintenance screen e.g.:

- setting up a new ladder
- changing the points scheme of an existing ladder
- modifying the points scheme that is in use by one or more ladders
- changing match results

If a change is made to anything that affects a ladder's display, the changes will take effect immediately e.g.:

- changing the display scheme of an existing ladder
- modifying the display scheme that is in use by one or more ladders
- setting the public visibility of a ladder

However one exception here is changing the percentage calculation method (simple mode) or adding a complex calculated field (advanced mode) within a display scheme in that this information displayed in the ladder will not change until the next time the ladder is calculated.