

Create Draw

The Draw Creator is a powerful and quick way of automatically creating a fixture or schedule of matches for your competition.

You can:

- automatically assign teams to matches according to certain competition formats ([Fixture Types](#)).
- calculate the dates and assign venues to matches.

The Draw Creator works in a "wizard" style screen layout where, with each subsequent page, you have the option of providing extra detail and customising the resulting fixture to your needs.

The wizard contains 7 steps that you need to go through for creating a draw:

- [Step 1 - Start Creating Draw](#)
- [Step 2 - Round Settings](#)
- [Step 3 - Round Dates](#)
- [Step 4 - Venue Selection](#)
- [Step 5 - Seeding Page](#)
- [Step 6 - Edit](#)
- [Step 7 - Review/Submit](#)

Step 1 - Start Creating Draw

Enter the basic information to start constructing the draw:

Create Draw ?

Start

Round Settings

Round Dates

Venue Selection

Seeding

Edit

Review/Submit

Gather basic draw information

Draw Type

*

Round Robin

Knockout

Season

*

2018

Grades

2018 test grade

→

←

»

«

Please select grade(s)

▲

▼

Only grades with teams allocated for the chosen season are displayed.

Draw Type

The type of draw that needs to be generated, either:

• **Round Robin** - where competing teams play each other over a series of rounds throughout a season, typically with a finals series involving highest ranked teams.



• **Knockout** - a typical tournament situation where the winning team in a match progresses to the next round while the losing team drops out until a winner is found.

Selecting the draw type will fill the Fixture Type drop down list with fixture templates that are of that draw type, and disable some input fields depending on the selection.

Season	<p>The season in which the draw is to be created.</p> <p>A season is a way of designating a competition to a time period that ultimately ends up in a finals series and winner.</p> <p>There can be several seasons set up for each calendar year. By default, two seasons for each year are created:</p> <ul style="list-style-type: none"> A Crossover Season i.e. 2015/2016, that is any competition running from within the dates 1 Jul* and 30 June. A Calendar Season i.e. 2016, that is any season running within the dates 1 January* to 31 December. <p>*These are typical start dates only, and do not affect when matches are actually played.</p> <p>When a season is selected, the Draw Creator wizard estimates the season start date and non-playing periods.</p>
Grade	<p>The grade for which the draw is to be created. Only grades with teams allocated for the current season will be displayed.</p> <p>The grade designates a group of competing teams. Grades can also be referred to as leagues, divisions or competitions within different sport.</p> <p>Multiple grades or a single grade can be selected. When selecting multiple grades (including possibly grades with different teams), a fixture is created for each grade according to the settings defined.</p> <p>Where multiple grades have been selected, the Manually edit/enter matches option (see below) is disabled and you will not be able to change Draw Seeds in this process. Draw Seeds and other settings can be set up via Team Settings.</p>


Regular Season Fixture Template	*	<div>Standard Round Robin</div> <div>More Information for selection</div>
Finals Fixture Template	*	<div>No Finals</div> <div>More Information for selection</div>

Regular Season Fixture Template	Select the fixture template to use for creating the draw, from a list of fixture templates available for the selected Draw Type. If your organisation has their own fixtures template, a request can be submitted to have it uploaded and made available for future selection.
Finals Fixture Template	If finals rounds are created select an appropriate template from the dropdown box. The most common templates should already exist but if you require a different one, a custom finals template can be up-loaded for your organisation.

Match Type	*	<div>Netball-2 x halves (60min)</div> <div>More Information for selection</div>
Draw start date and time	*	<div>7/04/2018 12:00 PM</div> <div>   </div>
Number of rounds	*	<div>06</div> <div>(Enter 0 if only creating finals)</div>
Start from Round		<div>1</div>
Frequency		<div> <input checked="" type="radio"/> Weekly <input type="radio"/> Tournament </div>
Time between rounds		<div> Days <div>7</div> Hours <div>0</div> Minutes <div>0</div> </div>

Match Type	<p>The default match type for matches within this draw.</p> <p>On the Round Settings page, you will have the opportunity to change the match type for a given round of matches and when the draw has been created, you will be able to change the match type for a given match via the Edit page.</p>
Draw start date and time	<p>This is the date the draw creator will use for the start of the fixture. The time of the matches may be adjusted in either of the two scenarios:</p> <ol style="list-style-type: none"> 1) If the home team for a given match has a default start time set as in the Team Settings page then this is used as the time of the match. 2) If no start time as set above, but if the grade has a default start time as set in the Edit page, then that will be used as the time for the match. <p>When using "Fixture Slot" mode, the time of the match is set according to the first available fixture slot as defined in the Grade Season Settings screen or the default as configured in the Venue Selection page.</p>

Number of rounds	<p>This is the number of rounds you would like to create for this draw.</p> <p>The maximum number of rounds that can be created is 30, but if you require more then contact support. For knockout draw types the number of rounds entry is disabled and set automatically.</p> <p>To create Finals matches only set this value to "0"</p>
Start from Round	<p>If you would like to start the round numbering from a number greater than 1 enter the value here. This allows you to create partial fixtures. For instance you may create round 1-3 and then later on create rounds 4-10 and when doing so you will set the Start from Round value to 4.</p>
Time between rounds	<p>This is the amount of time in days, hours, minutes to leave between rounds in the fixture. Usually this value is left at 7 days which indicates that once a week a round of matches are played. However for some tournaments or events matches may be played once or several times a day. This value is used to create the round dates and times which you'll be able to change in the Round Dates page.</p>

Venue Allocation Method  <input checked="" type="radio"/> Home and Away <input type="radio"/> Fixture Slots	
Publish draw to public on completion <input type="checkbox"/>	
Manually enter/edit matches <input type="checkbox"/>	
Venue allocation method	<p>Select from either:</p> <ul style="list-style-type: none"> Home and Away - This is the most common way of allocating venues for matches where each team in the grade plays at their home venue if they are the home team. These can be set up via Team Settings. Fixture Slots - Select this where sports are run out of a fixed venue or venue(s) - often indoor sports such as basketball, volleyball, futsal, etc. The user can specify certain Fixture Slots (i.e. a Match Start Time and Venue/Court combination) that the fixture creation process will use to choose the venue and match start time.
Publish draw to public on completion	<p>This specifies whether to publish the draw when the draw is finalised and submitted.</p> <p>An unpublished draw is not visible on public web sites and only visible to admin users for the organisation that created the draw. This allows it to be fine-tuned before allowing people to see it.</p>
Manually enter/edit matches	<p>If this is checked the user will be taken to the Manual Draw Edit screen before proceeding to the Review/Submit screen. The user can always go back to this screen from the Review screen before the draw is submitted even if this box is not checked. This option is not available if you have selected multiple grades.</p>

Do not schedule matches between the following date and time ranges

Available Non Playing Date Ranges

[Manage Date Ranges](#)

Number of playing days per match (not shown in screenshot)	<p>This field only applies to multi-day sports such as cricket and will indicate how many match days are required for each match.</p>
Available Non Playing Date Ranges	<p>During some competitions, there is a mid-season break or non-playing period(s) which the user can specify with these date ranges. This will determine what round dates are automatically generated that can be changed in the Round Dates page.</p>

Number of Match Days	This allows for the number of match days to be set for the given round. It is only displayed for multi-day sports, like cricket. This value is used to create the round dates and times that you'll be able to change in the Round Date page.
Successive Dates	If the sport is a multi-day sport like cricket, then this will indicate that the match days fall on successive days. This value is used to create the round dates and times that you'll be able to change in the Round Date page.
Match Type	Sets the match type for the given round. See Fixture Types .

Venue Options

When using the Home and Away Venue Allocation method and the round is a finals round, an option will be displayed called "**Set venue home team**". This option indicates that for finals matches in this round, the venue is set to the Home team venue of the Team ending highest on the ladder. Not checking this box will mean that the finals match is not allocated a venue.

Step 3 - Round Dates

The Draw Creator calculates the dates for each round of matches according to the settings entered in Step 1 & 2. This page allows those dates to be changed. If the sport is a multi-day sport like cricket, up to 4 match dates per round will be available.

Create Draw

[Start](#) [Round Settings](#) [Round Dates](#) [Venue Selection](#) [Seeding](#) [Edit](#) [Review/Submit](#)

Set round dates and times

ROUND	DAY 1 DATE/TIME
Round: 1	<input type="text" value="07/04/2018 12:00 PM"/>
Round: 2	<input type="text" value="14/04/2018 12:00 PM"/>
Round: 3	<input type="text" value="21/04/2018 12:00 PM"/>
Round: 4	<input type="text" value="28/04/2018 12:00 PM"/>
Round: 5	<input type="text" value="05/05/2018 12:00 PM"/>
Round: 6	<input type="text" value="12/05/2018 12:00 PM"/>

< Prev.

Next >

Submit

Step 4 - Venue Selection

Select venues to use for auto allocation

Venue Allocation Options

- ☐ Process in Grade Sort order (otherwise in specified order)
- ☐ Process in fixture template order (otherwise use team/slot equalisation)
- ☐ Use club/team venue preference

Default Fixture Slots (for those grades without Fixture Slots defined)

Fixture Slot Start Time	Fixture Slot Venue/Court	Weighting
Select...	Any Venue/Court	100
Select...	Any Venue/Court	100
Select...	Any Venue/Court	100
Select...	Any Venue/Court	100
Select...	Any Venue/Court	100
Select...	Any Venue/Court	100
Select...	Any Venue/Court	100
Select...	Any Venue/Court	100
Select...	Any Venue/Court	100
Select...	Any Venue/Court	100

Default Venues (for fixture slots that have not specified a venue)

Altona Sports Centre

Banyule Nets Stadium

Banyule Stadium

Bendigo Stadium

Boroondara Sports Complex

Cardinia Life

Caroline Springs Leisure Centre

Please select venue(s) if required

This screen allows for settings relevant to the Venue Allocation method and is not displayed if the "Home and Away" mode is selected (See [Start Creating Draw](#)).

Venue Allocation Options	<p>Process in Grade Sort Order</p> <ul style="list-style-type: none">If checked, matches will be processed in date order, grade by grade, in the order they appear in the Grade Management screen. For example, all "A Grade" matches for the season, then all "B Grade" matches for example, etc.If unchecked, matches are selected at random (but in date order). Randomising the order means that that lower grades may get to have matches in "better" slots i.e. the process doesn't allocate them exclusively to higher grades. <p>Consider Club Preferences - This is a future enhancement and is not active at the moment.</p>
--------------------------	---

Default Fixture Slots	These slots will be used for any grades that have no fixture slots set up in the Grade Season Settings screen.
Default Venues	For any Fixture Slot marked with "Any Venue", the venue will be selected from this list.

Step 5 - Seeding Page

Create Draw 

Start Round Settings Round Dates Venue Selection **Seeding** Edit Review/Submit

Set team/entry seeding numbers (teams without a seed will be allocated one at random)

CLUB	SEEDING
ACU Sovereigns	<input type="text" value="1"/>
Ariels	<input type="text" value="2"/>
Boroondara Express	<input type="text" value="3"/>
City West Falcons	<input type="text" value="4"/>
DC North East Blaze	<input type="text" value="5"/>
Geelong Cougars	<input type="text" value="6"/>
Hawks Netball	<input type="text" value="7"/>
Melbourne University Lightning	<input type="text" value="8"/>
Peninsula	<input type="text" value="9"/>
Wilson Storage Southern Saints	<input type="text" value="10"/>

< Prev.

Next >

Submit

Draw team seedings will determine which teams play each other in a given round over the entire draw. These can also be set up in the [Team Settings](#) screen, but a random seed will be set for all those teams that do not have one set before this page is displayed.

For **round robin** style draws, the seeding can be used to allocate to teams in different grades to accommodate venue shares and avoid venue clashes. See [Create Draw with Fixture Slots](#).

For **knockout** fixtures, seeding becomes more important and is used to seed higher ranked players in the draw so that they don't get drawn to play each other until later on in the tournament.

If you have selected multiple grades on the [Start Page](#) then this page is not displayed. Seeds need to have been set in the [Team Settings](#) page.

See [Fixtures](#).

Step 6 - Edit Page

Create Draw ?

Manually edit matches

[Click here to edit venues](#)

DATE	HOME TEAM	AWAY TEAM	VENUE
Round: 1			
7 Apr 18 12:00PM	ACU Sovereigns	Wilson Storage Southern Saints	Default Home Team Venue
7 Apr 18 12:00PM	Ariels	Peninsula	Default Home Team Venue
7 Apr 18 12:00PM	Boroondara Express	Melbourne University Lightning	Default Home Team Venue
7 Apr 18 12:00PM	City West Falcons	Hawks Netball	Default Home Team Venue
7 Apr 18 12:00PM	DC North East Blaze	Geelong Cougars	Default Home Team Venue
Round: 2			
14 Apr 18 12:00PM	Peninsula	ACU Sovereigns	Default Home Team Venue
14 Apr 18 12:00PM	Melbourne University Lightning	Ariels	Default Home Team Venue
14 Apr 18 12:00PM	Hawks Netball	Boroondara Express	Default Home Team Venue
14 Apr 18 12:00PM	Geelong Cougars	City West Falcons	Default Home Team Venue
14 Apr 18 12:00PM	Wilson Storage Southern Saints	DC North East Blaze	Default Home Team Venue
Round: 3			

Home Team	The home team for the given match.
Away team	The away team for the given match.
Click here to edit venues	<p>Clicking this link will allow the venues for the matches to be changed, regardless of whether they were set as default home team venues or allocated automatically by the Draw Creator.</p> <p>If any of the Venue Allocation methods were chosen, then the venues are able to be edited by default and the link is hidden.</p>
Venue	<p>If this displays the text Default home team venue, then the default venues for the home team, as set up in the Team Settings screen, is used.</p> <p>If the option to edit venues is chosen, then a dropdown list of venues for your organisation is displayed.</p>

Step 7 - Review/Submit

Create Draw

[Start](#) [Round Settings](#) [Round Dates](#) [Venue Selection](#) [Seeding](#) [Edit](#) [Review/Submit](#)

Final review and submission

Date/time	Home Team		Away Team	Venue
Round 1				
7 Apr 18 12:00PM	DC North East Blaze	v	Geelong Cougars	
7 Apr 18 12:00PM	ACU Sovereigns	v	Wilson Storage Southern Saints	
7 Apr 18 12:00PM	Boroondara Express	v	Melbourne University Lightning	
7 Apr 18 12:00PM	City West Falcons	v	Monash University Storm	
7 Apr 18 12:00PM	Ariels	v	Peninsula	
Round 2				
14 Apr 18 12:00PM	Geelong Cougars	v	City West Falcons	
14 Apr 18 12:00PM	Monash University Storm	v	Boroondara Express	
14 Apr 18 12:00PM	Peninsula	v	ACU Sovereigns	
14 Apr 18 12:00PM	Wilson Storage Southern Saints	v	DC North East Blaze	
14 Apr 18 12:00PM	Melbourne University Lightning	v	Ariels	
Round 3				
Round 6				
12 May 18 12:00PM	DC North East Blaze	v	ACU Sovereigns	
12 May 18 12:00PM	City West Falcons	v	Ariels	
12 May 18 12:00PM	Peninsula	v	Geelong Cougars	
12 May 18 12:00PM	Wilson Storage Southern Saints	v	Boroondara Express	
12 May 18 12:00PM	Melbourne University Lightning	v	Monash University Storm	

< Prev.

Next >

Submit

When this page is first displayed, you are given the option of reviewing the draw before submitting it. If multiple grades have been selected in the [Start Page](#), then the first grade in the list is used to generate the display.

At this stage the draw(s) have not been submitted and you will need to press the **Submit** button to do this.

If during the review you need to go back and change information in previous pages, you can click the heading of the page in the wizard progress display header or click the **Previous** button.

On submitting the draw(s), a check will be made of any venue clashes that may have been created as a result of these draw(s) and a message will be displayed, as below



Draw submitted successfully. Displayed is the first selected grade.
Submitting this draw created **4 venue clashes.**
[Click here to view](#)

Clicking on the link in the box above will take you to a screen that allows you to view the venue clashes and click on them to allow the venue to be changed for a given match.